

2.6.3 Average Pass Percentage of Students

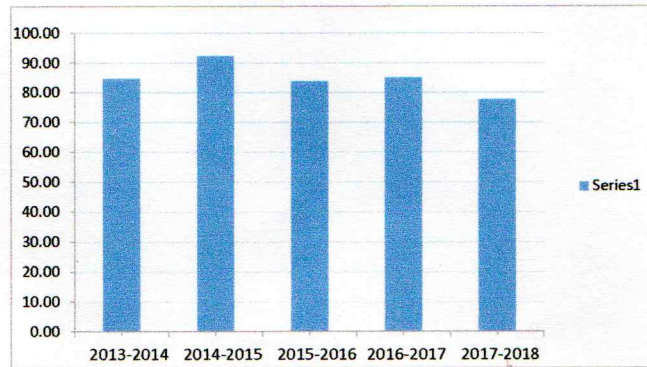
Program Code	Program Name	Number of students appeared in the final year examination	Number of students passed in final year examination
Academic Year 2013-2014			
632419110	Civil Engineering	44	39
632424510	Computer Engineering	64	44
632461210	Mechanical Engineering	101	97
632437210	Electronics and Telecommunication Engineering	70	56
Academic Year 2014-2015			
632419110	Civil Engineering	36	33
632424510	Computer Engineering	29	27
632461210	Mechanical Engineering	98	86
632437210	Electronics and Telecommunication Engineering	58	58
Academic Year 2015-2016			
632419110	Civil Engineering	48	38
632424510	Computer Engineering	31	28
632461210	Mechanical Engineering	162	137
632437210	Electronics and Telecommunication Engineering	68	56
Academic Year 2016-2017			
632419110	Civil Engineering	46	35
632424510	Computer Engineering	38	34
632461210	Mechanical Engineering	118	99
632437210	Electronics and Telecommunication Engineering	46	43
Academic Year 2017-2018			
632419110	Civil Engineering	45	33
632424510	Computer Engineering	17	17
632461210	Mechanical Engineering	89	64
632437210	Electronics and Telecommunication Engineering	37	32



BE Result Analysis of College

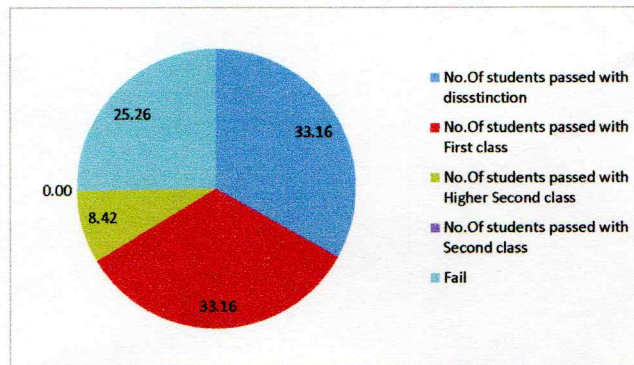
YEAR	2013-2014	2014-2015	2015-2016	2016-2017	2017-2018
No of students Passed	236	204	259	211	146
No of students Appeared	279	221	309	248	188
% passing	84.59	92.31	83.82	85.08	77.66

Analysis of College Result Year Wise

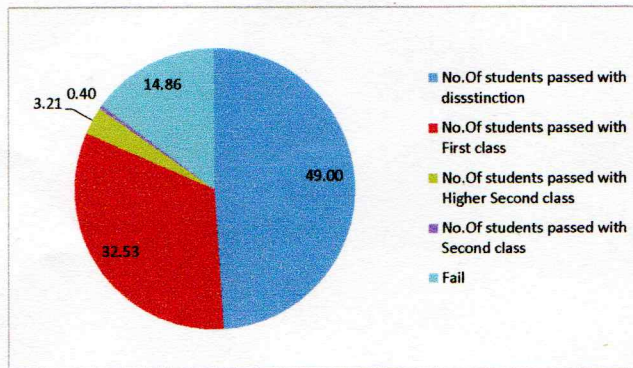


Result Analysis for Academic Year 2017-2018

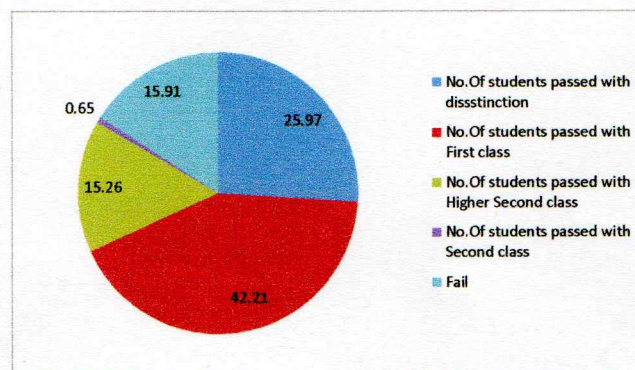
Year 2017-2018	Comp	Civil	E&TC	Mech	Total	%
No.Of students passed with	8	13	21	21	63	33.16
No.Of students passed with First	7	14	11	31	63	33.16
No.Of students passed with Higher Second class	1	6	1	8	16	8.42
No.Of students passed with Second class	0	0	0	0	0	0.00
Fail	1	12	6	29	48	25.26



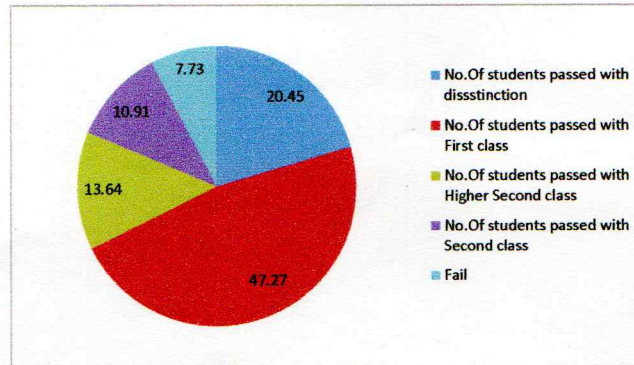
Result Analysis for Academic Year 2016-2017						
Year 2016-2017	Comp	Civil	E&TC	Mech	Total	%
No.Of students passed with disstinction	27	22	32	41	122	49.00
No.Of students passed with First class	7	12	10	52	81	32.53
No.Of students passed with Higher Second class	0	1	1	6	8	3.21
No.Of students passed with Second class	1	0	0	0	1	0.40
Fail	4	11	3	19	37	14.86



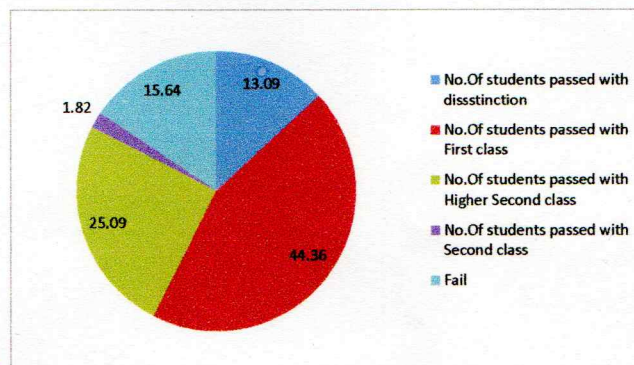
Result Analysis for Academic Year 2015-2016						
Year 2015-2016	Comp	Civil	E&TC	Mech	Total	%
No.Of students passed with disstinction	15	14	30	21	80	25.97
No.Of students passed with First class	12	14	25	79	130	42.21
No.Of students passed with Higher Second class	1	9	1	36	47	15.26
No.Of students passed with Second class	0	1	0	1	2	0.65
Fail	3	10	11	25	49	15.91



Result Analysis for Academic Year 2014-2015						
Year 2014-2015	Comp	Civil	E&TC	Mech	Total	%
No.Of students passed with disstinction	2	13	7	23	45	20.45
No.Of students passed with First class	17	14	32	41	104	47.27
No.Of students passed with Higher Second class	6	5	19	0	30	13.64
No.Of students passed with Second class	1	1	0	22	24	10.91
Fail	2	3	0	12	17	7.73



Result Analysis for Academic Year 2013-2014						
Year 2013-2014	Comp	Civil	E&TC	Mech	Total	%
No.Of students passed with disstinction	2	8	0	26	36	13.09
No.Of students passed with First class	22	13	35	52	122	44.36
No.Of students passed with Higher Second class	19	17	14	19	69	25.09
No.Of students passed with Second class	1	1	3	0	5	1.82
Fail	20	5	14	4	43	15.64



S.R.Sutar
Prof. S.R.Sutar
CEO

Dr. D. V. Shelke
Prof. D. V. Shelke
Dean Academics

Dr. S.B.Patil
Principal

S.B.Patil



Principal
Rajgad Dnyanpeeth's
Shri Chhatrapati Shivajiraje College of Engg.,
Dhangawadi, Pune-412206